




1st Grade

Snow

Packet

Day 1



Reimagined Time –
1st Grade
Clay County Schools

Dear Parents,

This is the exciting Reimagined Time packet for your child to complete at home on those wonderful snow days!!! Please help your child complete this learning packet DAILY on the following schedule:

- 1 hour of read aloud time – this can be any appropriate text, read aloud to your child or by your child
- 1 hour of Reading Language Arts (materials included in the packet)
- 1 hour of Math (materials included in the packet)
- 30 minutes of Social Studies (materials included in the packet – report included covers a five day assignment)
- 30 minutes of Science (materials included in the packet – report included covers a five day assignment)
- 30 minutes of physical education class
- 30 minutes of art/music

Included are activities in which your child is only required to choose one lesson to do. This includes the marked pages for Math, Reading and Spelling.

Please assist your child in completing this packet to the best of his/her ability. In the event that you require assistance, teachers will be staffed in schools on snow days between the hours of 10:30 am and 3:00 pm at the following numbers:

Big Otter Elementary 304-286-3111

Clay Elementary 304-587-4276

H.E. White Elementary 304-548-7101

Lizemores Elementary 304-587-4823


These packets **MUST** be completed, signed by the parent and returned to the classroom teacher on the first regular session day following the snow day.

Student name: _____

Parent signature: _____

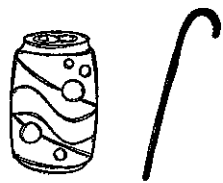
Date: _____

My 1st Grade Goals




l/ l/ l/ l/

I can segment words!



I can identify long and short vowel sounds!



pig




bug

I can read CVC words!

th ch

sh wh

I can spell using consonant digraphs!



pail

I can read long vowel words!

den*tist



I can break words into syllables!


the can



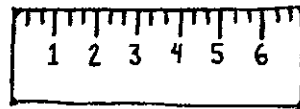
I can read all of my sight words!



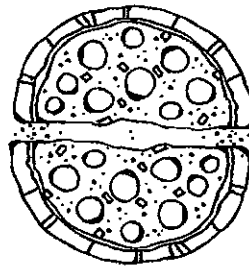
I can read with fluency!



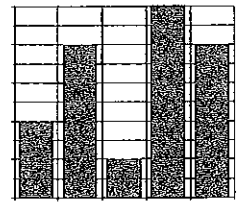
I can tell time!



I can measure objects!



I can identify $\frac{1}{2}$ and $\frac{1}{4}$ of shapes!



I can read and interpret graphs!



I can count to 120!!!

1	2	3	4	5	6	7	8	9	10
11	12	13	14	15	16	17	18	19	20
21	22	23	24	25	26	27	28	29	30
31	32	33	34	35	36	37	38	39	40
41	42	43	44	45	46	47	48	49	50
51	52	53	54	55	56	57	58	59	60
61	62	63	64	65	66	67	68	69	70
71	72	73	74	75	76	77	78	79	80
81	82	83	84	85	86	87	88	89	90
91	92	93	94	95	96	97	98	99	100

I can add and subtract 10 to a number!

$$8 + \underline{\quad} = 11$$

I can solve for the unknown in a number sentence!




I can add and subtract!

1st Grade

Reimagined Snow Packet and Checklist

Use the following list to check of your assignments

Each assignment will be recorded in the grade book.



Day 1

Reading/Language Arts

- ** _____ Read this week's story in reading book
- ** _____ Read AR book or book of your choice.
- ** _____ Complete one activity from the Reading /Language Arts checklist
- ** _____ Practice reading non-sense words
- ** _____ Practice reading words from the sight words lists.
- ** _____ Complete an activity from Spelling Menu page
- ** _____ Complete the worksheets included

Math

- ** _____ Complete one activity from the Math Choice page
- ** _____ Complete the worksheets included

Science

- ** _____ Complete the page on an animal of your choice

Social Studies

- ** _____ Complete the page on West Virginia

Parents, choose one activity for your child to complete. Please put your initials by the activity that he/she does. These activities can be done on the back of any sheet or on a separate sheet of paper.



Reading/Language Arts

____ Write about the main idea of this week's story.

____ Write a sentence using each of this week's spelling list.

____ Write all of this week's spelling words in ABC order.

____ Write a letter to a character from this week's story.

____ Write a paragraph of at least four complete sentences telling about things you like to do outside in the snow.

____ Write an opinion piece about which you think you would like better – living here where we have snow or living someplace where there is not usually snow in winter. Tell three reasons to support your opinion.

____ Read this week's story aloud to someone using different voices for each character.

Spelling Menu

Choose one activity to complete each night on your own notebook paper. You may not complete the same activity twice in one week.

<p>Rainbow Write</p> <p>First, write the words in pencil. Then trace over them in two different colors.</p>	<p>Silly Sentences</p> <p>Write silly sentences using a spelling word in each sentence. Underline the spelling words and write neatly!</p>	<p>Hidden Words</p> <p>Draw and color a picture. Hide your spelling words inside the picture. See if someone can find your hidden words!</p>	<p>Backwards Words</p> <p>Write your spelling words forwards and then backwards! Remember to write neatly!</p>
<p>Waterfall Words</p> <p>Example: c ca cat catc catch</p>	<p>ABC Order</p> <p>Write your spelling words in ABC order. If words start with the same letter, look at the next letter.</p>	<p>Story, Story</p> <p>Write a story using ALL of your spelling words. Be sure to underline your spelling words in the paragraph.</p>	<p>Fancy Words</p> <p>Write your words using fancy letters 2x! Example: <i>catch</i> <i>catch</i></p>
<p>Three Times</p> <p>First, write each word in pencil. Then, write each word in crayon. Finally, write each word in marker!</p>	<p>Adding My Words</p> <p>Vowels are 10 and consonants are 5. Write your words and then add the value of each word. Ex. cat $5+10+5=20$</p>	<p>Riddle Me</p> <p>Write a riddle for each of your words. Don't forget to answer them. Ex: I am cute. I wear diapers. Answer: baby</p>	<p>Rhyming Words</p> <p>Write each of your spelling words with a rhyming word next to them. Ex: cut shut</p>
<p>Code Words</p> <p>Come up with a code for each letter of the alphabet. Then write your words in code. Ex: A = ☿ B = ■ C = ☺ Write out the word.</p>	<p>UPPER and Lower</p> <p>Write your words one time with all uppercase letters and one time with all lowercase letters.</p>	<p>Colorful Words</p> <p>Write each of your spelling words. Write each letter using a different color. Ex. c a t</p>	<p>Choo Choo Words</p> <p>Write the entire list end-to-end as one long word. Write each new word in a different color. Ex. trainbackstop</p>
<p>Magazine Words</p> <p>Use an old magazine or newspaper and find your words or letters that make up words. Glue them down.</p>	<p>Words Within Words</p> <p>Write each spelling word and then write at least two words made from that word. Ex: catch cat hat</p>	<p>Words Without Vowels</p> <p>Write all of your words replacing vowels with a line. Go back and see if you can fill in the vowels.</p>	<p>Other Handed</p> <p>First, write your words with the way you usually do. Then, write the list using your other hand!</p>

Who or What?

Put a line under who or what the sentence is about.

1. Ann and Kim had a pet cat.

2. The red bike was for sale.

3. A fast train ran down the track.

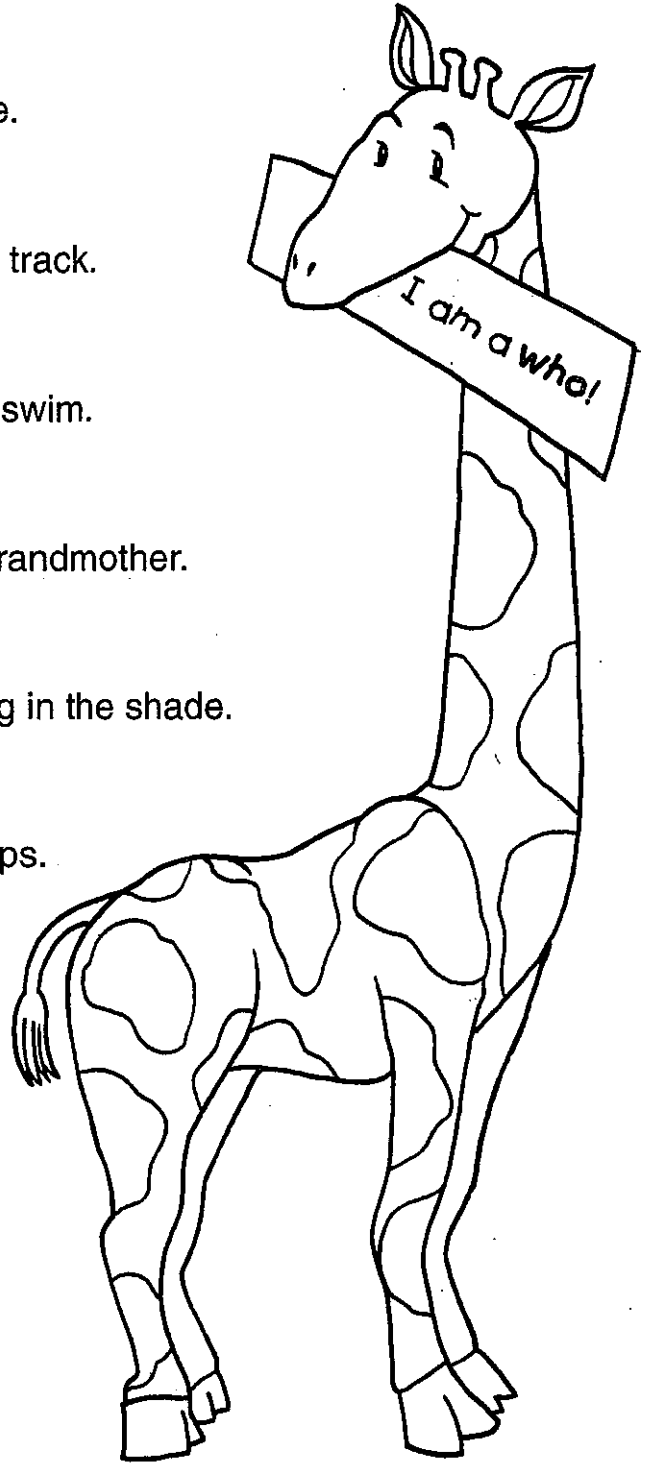
4. My mom and dad like to swim.

5. Carlos went to see his grandmother.

6. The old dog was sleeping in the shade.

7. We like hot dogs and chips.

8. Texas is a big state.



Skill: recognizes correct word order in a sentence

run. can I

I can run.

Put the words in order.
Read the sentence.



1. cat had The nap. a


The cat had a nap.

2. rat run Did the and hide?


3. see six I ducks. yellow

4. Bob and had Tom fun.

My Favorite Winter Activity



Write about your favorite winter activity.



Math



____ Create and write some story problems about winter objects – snowmen, gloves, snowballs, etc. Show your work, write the correct equation with labels.

____ Write numbers from 1 to 120. Circle the numbers counting by 10s in red, circle the counting by 5s in blue.

____ Count by 2s to 120.

____ Write a list of things in your house that are shaped like circles, squares, rectangles and triangles.

____ Write a list of things in your house that represent 3D shapes like cylinders, spheres, cubes and cones.

____ Ask Mom or Dad if you can help cook dinner. You can practice measuring the ingredients using measuring cups and spoons.

Name: _____

Addition: +4, +5

$8 + 5 = \underline{\quad}$

$3 + 4 = \underline{\quad}$

$8 + 4 = \underline{\quad}$

$5 + 5 = \underline{\quad}$

$9 + 5 = \underline{\quad}$

$2 + 4 = \underline{\quad}$

$9 + 4 = \underline{\quad}$

$6 + 4 = \underline{\quad}$

$5 + 5 = \underline{\quad}$

$7 + 5 = \underline{\quad}$

$8 + 5 = \underline{\quad}$

$6 + 5 = \underline{\quad}$

$6 + 5 = \underline{\quad}$

$7 + 4 = \underline{\quad}$

$1 + 4 = \underline{\quad}$

$4 + 5 = \underline{\quad}$

$6 + 4 = \underline{\quad}$

$0 + 5 = \underline{\quad}$

$$\begin{array}{r} 4 \\ + 4 \\ \hline \end{array}$$

$$\begin{array}{r} 0 \\ + 5 \\ \hline \end{array}$$

$$\begin{array}{r} 8 \\ + 4 \\ \hline \end{array}$$

$$\begin{array}{r} 1 \\ + 4 \\ \hline \end{array}$$

$$\begin{array}{r} 9 \\ + 5 \\ \hline \end{array}$$

$$\begin{array}{r} 7 \\ + 4 \\ \hline \end{array}$$

$$\begin{array}{r} 6 \\ + 5 \\ \hline \end{array}$$

$$\begin{array}{r} 7 \\ + 4 \\ \hline \end{array}$$

$$\begin{array}{r} 5 \\ + 5 \\ \hline \end{array}$$

$$\begin{array}{r} 3 \\ + 5 \\ \hline \end{array}$$

$$\begin{array}{r} 2 \\ + 5 \\ \hline \end{array}$$

$$\begin{array}{r} 6 \\ + 4 \\ \hline \end{array}$$

$$\begin{array}{r} 2 \\ + 5 \\ \hline \end{array}$$

$$\begin{array}{r} 8 \\ + 4 \\ \hline \end{array}$$

$$\begin{array}{r} 9 \\ + 5 \\ \hline \end{array}$$

$$\begin{array}{r} 4 \\ + 5 \\ \hline \end{array}$$

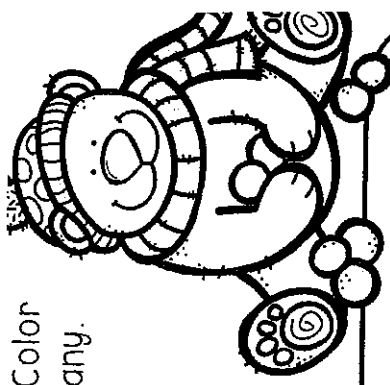
$$\begin{array}{r} 3 \\ + 5 \\ \hline \end{array}$$

$$\begin{array}{r} 7 \\ + 4 \\ \hline \end{array}$$

Name: _____

Directions: Count each ten frame. Color or dab the snowball to show how many.

Snowball Ten Frames



●	●	●	●		
●	●	●	●		

12 13 14

●	●	●	●		
●	●	●	●	●	

14 15 16

●	●	●	●		
●	●	●	●		

13 14 15

●	●	●	●		
●	●	●	●		

14 15 16

●	●	●	●		
●	●	●	●	●	

15 16 17

●	●	●	●		
●	●	●	●		

12 13 14


●	●	●	●		
●	●	●	●	●	

18 19 20

●	●	●	●		
●	●	●	●		

18 19 20

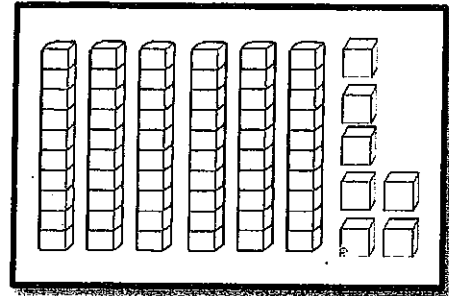
Common Core Math Mini Book First Grade



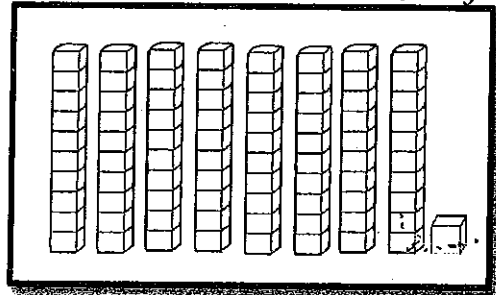
Book 1

Name _____

Count the tens and ones and write each number.




_____ tens and _____ ones = _____



_____ tens and _____ ones = _____


1.NBT.2

Write the number of sides and corners for each shape.



Sides _____

Corners _____



Sides _____

Corners _____

1.G.1

Compare the sets of numbers using $<$, $>$, and $=$.

100 10

78 13

19 19

6 8

1.NBT.3

Fill in the fact family.

7 10 3

$$\underline{\quad} + \underline{\quad} = \underline{\quad}$$

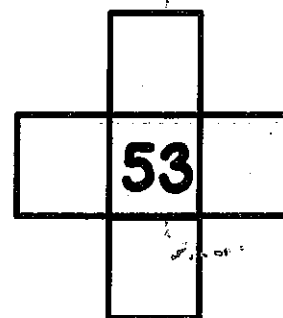
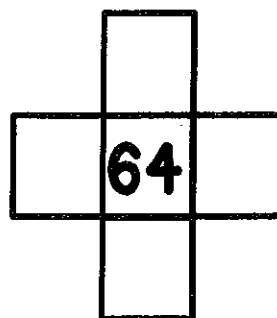
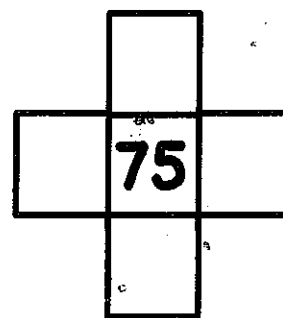
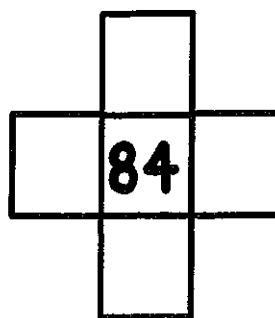
$$\underline{\quad} + \underline{\quad} = \underline{\quad}$$

$$\underline{\quad} - \underline{\quad} = \underline{\quad}$$

$$\underline{\quad} - \underline{\quad} = \underline{\quad}$$

1.OA.3

Fill in the missing numbers.



1.NBT.5

Circle true or false for each equation.

12 - 7 = 5

True

False

15 - 6 = 8

True

False

2 + 2 + 2 = 22

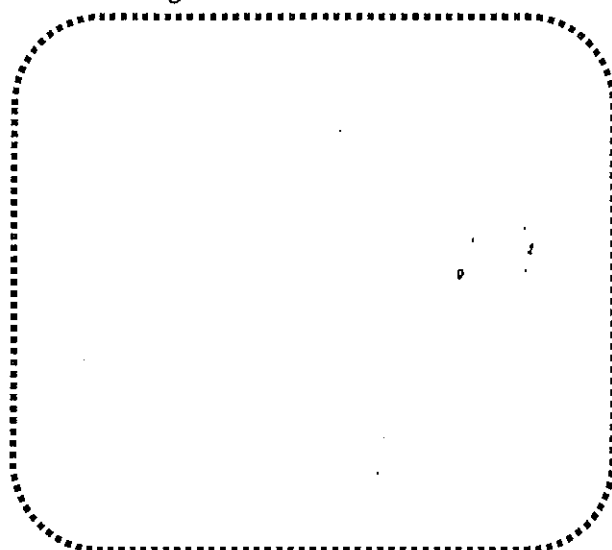
True

False

1.OA.7

Draw a picture to solve. Write an equation.

Mrs. Johnson has 7 slices of pizza. She gives 2 slices to her friend. How many does she have left?



$\underline{\quad} - \underline{\quad} = \underline{\quad}$

1.OA.1

The following pages are sight words that your child should be able to read in the first grade. We have been practicing reading these words at the reading table with myself or the interventionists. Your child should know what list they are now on in class. If he/she does not know, begin at the beginning to see where they are having trouble. The word should be read immediately upon seeing it. They should not be trying to sound out the word. If your child misses more than 3 words on a list, it is too hard for them. They should practice all the words on that list and try it again on another day.



Dolch List 1

the	I	was	for
to	you	said	on
and	it	his	they
he	of	that	but
a	in	she	had

List 3

do	what	get	my
can	so	them	would
could	see	like	me
when	not	one	will
did	were	this	yes

List 2

at	look	out	we
him	is	as	am
with	her	be	then
up	there	have	little
all	some	go	down

List 4

big	now	very	ride
went	long	an	into
are	no	over	just
come	came	your	blue
if	ask	its	red

List 5

from	want	put	every
good	don't	too	pretty
any	how	got	jump
about	know	take	green
around	right	where	four

List 6

away	saw	ran	sleep
old	call	let	brown
by	after	help	yellow
their	well	make	five
here	think	going	six

List 7

walk	again	stop	cold
two	play	off	today
or	who	never	fly
before	been	seven	myself
eat	may	eight	round

List 8

tell	first	black	goes
much	try	white	write
keep	new	ten	always
give	must	does	drink
work	start	bring	once

List 9

soon	has	our	warm
made	find	better	ate
run	only	hold	full
gave	us	buy	those
open	three	funny	done

List 10

Page 1 of 1


List 10

use	hurt	sit	under
fast	pull	which	read
say	cut	fall	why
light	kind	carry	own
pick	both	small	found


List 11

wash	live	upon	thank
show	draw	these	wish
hot	clean	sing	many
because	grow	together	shall
far	best	please	laugh



The following page are words that your child should be able to read. They are not "real" words, they are non-sense words. Your child is tested on these types of words on our DIBELS test. On the snow days have your child to practice reading these words aloud to you.



poc	cad	fec	wiz	hut
bac	jif	pik	yed	jul
hos	ad	tev	hif	deg
gen	mip	gob	gat	kuk
tuc	rof	jak	vic	ed
haj	feg	vix	mob	hun
nip	gad	bij	lix	tep
jun	dis	sup	buf	pok
sis	zoc	pok	wad	meg



tum	rep	bim	fub	rut
cit	wuv	sad	nim	pok
fak	vuv	tik	lom	def
tux	fuf	jik	voc	din
dip	mog	sid	bin	wok
liz	pog	nus	puj	zag
wic	dib	yuv	pov	lin
buv	dax	jub	mit	gib
roz	sut	dob	rap	biv



End

Start

BOO!!!

BOOM!

Directions for BOOM!!!

You can use this game board for several games.

Students roll a die, pick up that many math flash cards, sight word cards or spelling word cards. If they get them all correct, he/she moves that number spaces he rolled on the die. If he/she gets an answer incorrect, they cannot move.

If you do not have math flash cards or sight word cards, make your own by using pieces of scrap paper or index cards.

Parents,

The following page is the first page of an animal report project for 1st grade. On the following page please help your child to research an animal of his/her choosing. You may use the internet, encyclopedia, magazine or books. Any media you choose will work. Below I have included some websites that will be good to use if you have access to a computer and internet. This is a shared project that you and your child can work on together. In the next few packs there will be another part of the project that you can help your child complete. Please return each page of the animal project that is in your reimagined snow pack on the next day we have in session. We will go further in depth with this project when we return to school.



Suggested Websites:

- <http://www.pebblego.com/login.php> (This is a subscription-only database that my school uses. It has been an invaluable tool for primary grade research. If your school doesn't subscribe to it, I would highly recommend it!)
- <http://a-z-animals.com/animals/>
- <http://kids.nationalgeographic.com/kids/animals/creaturefeature/>
- <http://www.seaworld.org/animal-info/animal-bytes/>
- <http://www.kidsplanet.org/factsheets/map.html>
- <http://www.kidsbiology.com/animals-for-children.php>
- <http://www.animalfactguide.com/>

*Primary grade students will need assistance navigating and reading all of the websites with the exception of PebbleGo.

My Book About

by _____

My animal is _____

_____ .

Its body is _____

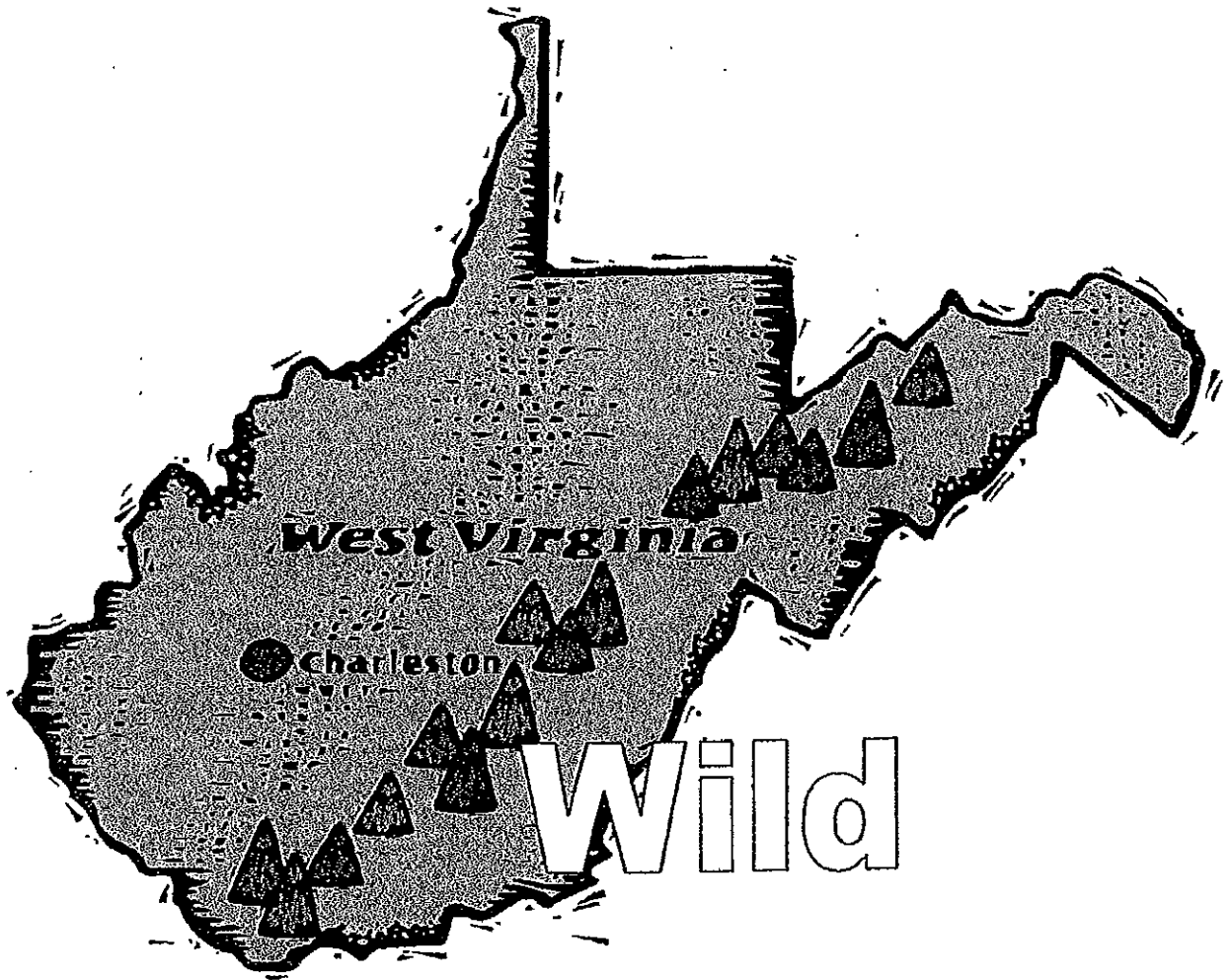
and _____ .

It has _____ .



Parents,

The following pages are the first pages of a booklet on West Virginia. We will complete some of the book in our reimagined snow packets. Each packet will contain two pages to complete. You may help your child complete the book. The directions are on each page of the booklet. Please return the page in the packet on the following day we are in session.



Wild
Wonderful
West
Virginia

1st Grade Art: Reimagined Time

Name: _____ Date _____ Homeroom Teacher _____

Day 1

I can discuss art that reflects and experience in daily life. (VA.O.1.5.2)

*Choose one activity or activities that equal 15 minutes. Have a parent or guardian initial and date your completed activity.

Activities: Use materials you can find in your home.

1. The student will draw a picture of what he or she did or will do on his or her snow day.

_____ Parent/guardian

2. The student will discuss the completed art work with a parent or guardian. _____ Parent/guardian

Music Reimagined time - Music

Day 1 - Grade 1st

Name _____ Homeroom _____

Body Percussion and Composition

CSO MU.O.GMK-2.1.07 MU.O.GMK-2.1.05 MU.O.GMK-2.1.01

I can create music using my body and found sound objects.

I can notate music.

I can move to music

I can participate in singing a variety of songs

Choose One Activity, or activities that equal 15 minutes. Have a parent or guardian sign and date your completed activity.

Use your body to make music. Try clapping, snapping, stomping and other sounds. Keep the beat with these sounds or make rhythm patterns that you can play along with a favorite song on your music player.

_____ date _____

Parent/guardian signature

Find sounds around the house. *Example:* Boxes, plastic bowls, spoons, pots & pans. Do not choose anything breakable. Organize these sounds into different rhythm patterns. Keep a steady beat and try to play different patterns.

_____ date _____

Parent/guardian signature

Turn on some music and listen then sing along.

_____ date _____

Parent/guardian signature

Clay County Physical Education Reimagined Time (Snow Packet) For Elementary Students (1st)

Clay County Schools Elementary Physical Education teachers have compiled a list of activities that your child can complete while at home. The list consist of exercises, stretches and cardio activities. It is suggested that children have 60 minutes of physical education a day. However, our goal is for children to get 30 minutes of exercise a day and we want to keep that going during snow days.

I can actively engage in physical activities

I can engage in moderate to multiple activities in a variety of settings.

I can work independently on my fitness level.

Stretches (Pick three) (minimum of 1 minutes per stretch)

Make sure to stretch before getting started so our body is prepared for the activity. (Do 20 of each stretch)

Arm circles	Butterflies	Toe touches	Shoulder stretch	Trunk lift	Hurdler stretch	Calf raises
V stretch						

Exercises (Pick two) (minimum of 2 minutes per exercise)

We want to keep our body strength up and these will help us. (Do 20 of exercises)

Push-ups	Set-up	Windmills	Jumping jacks	One legged jumps	leg raises
----------	--------	-----------	---------------	------------------	------------

Cardio (Pick one) (minimum of 2 minutes per cardio activity)

These will keep us in shape. (Do three one minute periods with breaks in between)

Skipping	Galloping	Hopping	Side to side hops	lunges	Running in place
----------	-----------	---------	-------------------	--------	------------------

Activities (Pick two) (minimum of 10 minutes per activity)

Make and obstacle course and run through it.	Turn on some music and dance.	Make a snowman.
Jump rope.	Use a hula hoop.	Make a snow angel.
Find three object's that can be used for juggling and juggle.	Find a balloon and see how long you can keep it in the air.	Website gonoodle.com
Practicing balancing on one foot then try the other one.	Shovel the drive way.	Cup stacking
Have a snowball distance throw	Go sledding	Other

Signature _____

Date: _____

List Stretches: _____

List exercises: _____

List Activities: _____