

# 4<sup>th</sup> Grade

Snow

Packet

Day 1



# 4<sup>th</sup> Grade

## Reimaged Time Packet and Checklist

Use the following list to check off your assignments.

Students will be held accountable for each assignment. Day 1

### Language Arts:

\_\_\_\_\_ I can complete two activities from the Language Arts Grid to complete.

\_\_\_\_\_ I can complete the cloze passage, The Button Story.

\_\_\_\_\_ I can complete the reading strategy sheet, Compare and Contrast.

### Math:

\_\_\_\_\_ I can complete two activities from the Math Grid to complete.

\_\_\_\_\_ I can complete a place value activity titled Number of the Day.

### Science:

\_\_\_\_\_ I can complete one activity from the Science Grid.

### Social Studies:

\_\_\_\_\_ I can complete a time line.

**ALSO COMPLETE:**

- \_\_\_ ART
- \_\_\_ MUSIC
- \_\_\_ PHYSICAL EDUCATION

**Parent's Signature saying you completed this packet:**

---

# Reading Story Day 1

## Underwater Adventure

By Kelly Hashway

Andy slumped in his seat and moaned. His father had dragged him along for all the weekend errands. Andy just wanted to go home and play video games, but his dad insisted they spend quality time together.

“How many more places do we have to go?” Andy asked after the fourth stop. They’d already been to the bank, the supermarket, the post office, and the dry cleaner. He couldn’t imagine what they could possibly have left to do.

“Just one more.” His father smiled. “I saved the best for last.”

Andy didn’t think any errands were fun. “Oh no, we aren’t going school clothes shopping are we?”

“No. This is much more exciting.”

Andy worried his dad might not have the same definition of exciting that he had, but he tried to be hopeful. After the bank, how boring could this errand be?

His dad pulled up at The Bubble Palace. Andy groaned. The name was much more interesting than the actual place.

“The car wash? How is this exciting?” Andy crossed his arms in protest.

“You’ll see,” his dad said.

Andy expected his dad to pull into an open garage kind of building and get out to use the hose. But instead he pulled up to some sort of drive through.

“What’s this?” Andy asked.

“You’ve never been in one of these?”

“No. Mom goes to the self-serve car wash.”

His dad smiled. “I like this one better. It’s like an underwater adventure.”

Underwater adventure? Were they driving into water or something?

Andy watched in silence as his dad paid the attendant and pulled the car onto a strange kind of conveyor belt.

“Shouldn’t we get out of the car?” Andy asked.

“You could, but you’d miss the best part.” His dad took his hands off the wheel as the car was pulled forward.

They drove through a black plastic mat hanging from the ceiling of the drive through. Andy stared in his amazement as the car was sprayed with water from above. The water pounded down on the car and Andy smile.

“That’s pretty cool. Like a rainstorm or something.”

“Wait. It gets better.”

Soapsuds washed over them, and they passed thorough rolling brushes on both sides.

“I call those sea anemones,” his dad said. “It’s like being a fish or some other sea creatures, isn’t it?”

Andy rolled his eyes, but as the car was pulled through a drying station that blew air and wiped the car with a bunch of wiggling felt strips, Andy said, “Hey, that looks like an octopus wrapping us up in its arms!”

“Now you’re getting it.” His dad patted his shoulder.

They came out of the car wash.

“See,” his dad said, “not all errands are boring.”

“Can we do that again?” Andy asked.

# Underwater Adventure

Refer to the passage and answer the following questions.

1. Andy is probably...
  - a. a teenager
  - b. a toddler
  - c. a young boy
  - d. more than 21 years old
  
2. Explain how the car wash in the story was different from the car washed Andy had visited before.

---

---

---

3. How did Andy feel in the beginning of the story? Circle the three best answers from the box below.

imaginative	excited	annoyed	guilty
bored	clever	sick	frustrated

4. At the car wash, Andy and his dad...
  - a. become upset with each other
  - b. see a real octopus
  - c. pretend they are underwater
  - d. got out of the car and washed it with a hose
  
5. In this story, Andy doesn't enjoy running errands with his father. In your own words, write a definition for the word errand.

---

---

---

# Underwater Adventure

In this story, "Underwater Adventure," Andy visits an automatic car wash for the first time. It is very different from the self-serve car wash he visits with his mother.

Write two paragraphs. In the first, tell how automatic car washed and self-serve car washes are the same. In the second paragraph, write about how they're different.

---

---

---

---

---

---

---

---

---

---

---

---

---

---

---

---

---

---

---

---

---

---

---

---

# ❄️ Reading Strategies Day 1 ❄️

## Compare and Contrast

When comparing two or more things you are finding similarities. When contrasting two or more things you are finding differences.

Read how crocodiles and alligators are the same and different.

**Crocodiles and alligators are water animals that come up on land. They look very much alike, so it is not easy to tell them apart. Both animals have long, flattened bodies. They have skin like armor with sharp scales. They have long snouts. A crocodile also has a longer lower tooth which sticks out when its mouth is closed. A crocodile can grow to a length of 20 feet, while an alligator can reach a length of 9 feet. These animals are meat eaters, so watch out!**

Now fill in the chart to show how crocodiles and alligators are alike and different.

	<b>Crocodile</b>	<b>Alligator</b>
Same	<ul style="list-style-type: none"> <li>• a water animal that comes up on land</li> <li>• has a long, flattened _____.</li> <li>• has skin like armor with _____</li> <li>• has a long _____</li> <li>• eats _____</li> </ul>	<ul style="list-style-type: none"> <li>• a water animal that comes up on land</li> <li>• has a long, flattened body</li> <li>• has skin like armor with _____</li> <li>• has a long _____</li> <li>• eats _____</li> </ul>
Different	<ul style="list-style-type: none"> <li>• has a long lower tooth which sticks out when its mouth is closed</li> <li>• can grow to _____</li> </ul>	<ul style="list-style-type: none"> <li>• does not have a long lower tooth that sticks out when its mouth is closed</li> <li>• can grow to _____</li> </ul>

# Cloze Passage Day 1

## The Button Story

Men's jacket sleeves often have buttons on them...but they don't button! Read this story to find out one reason why. Fill in the blanks using words from the word list.

<b>Word List:</b> filthy    outraged    sweat    troops    uniform
--

Why are there buttons on the sleeves of men's jackets? Some say it is because of Frederick the Great. This king led his men in many wars. He liked the \_\_\_\_\_ to look neat. But their sleeves were always \_\_\_\_\_. That's because the soldiers wiped the \_\_\_\_\_ from their faces on their sleeves. Frederick was \_\_\_\_\_ about this. He was so angry that he had buttons sewn on the \_\_\_\_\_ sleeves of all his men. It's hard to wipe your face on a button!

Think About It!

Why might Frederick the Great care about how his troops looked?

---

---

---

---

---

---

---



# ❄️ Language Arts Activities ❄️

Choose two activities from the grid below to complete. Complete your activities on the ELA activity sheet. If you need more room, attach a piece of paper. If you choose MobyMax your teacher will check online for completion. Make sure you mark off the activity and write the activity number on your paper.

<p>1</p> <p>Find a picture in a book or magazine. *Write 10 verbs that relate to the picture. Write 10 adjectives to describe the picture.</p>	<p>2</p> <p>Look around your house. Write down 10 singular nouns. Next to the noun, write its correct plural form.</p>	<p>3</p> <p>At least 20 minutes of MobyMax Language.</p>	<p>4</p> <p>Write 20 sentences with correct capitalization and punctuation.</p> <p>5 Declarative 5 Interrogative 5 Imperative 5 Exclamation</p>	<p>5</p> <p>Find a newspaper and read an article. After cutting the article out, write down 5 facts and 5 opinions.</p>
<p>6</p> <p>At least 20 minutes of MobyMax Reading Skills Informational</p>	<p>7</p> <p>Write an introduction on a topic of your choice. Use the format for writing. Hook Main Idea 1<sup>st</sup> Idea 2<sup>nd</sup> Idea 3<sup>rd</sup> Idea Wrap-up sentence <b>Use crayons to color code</b></p>	<p>8</p> <p>Read at least 20 minutes of Accelerated Reader. Then, write a short paragraph summarizing the events in the book.</p>	<p>9</p> <p>Use the current spelling list to use each word in a sentence. *Please include the challenge words.</p>	<p>10</p> <p>Write 10 extended sentences using detail. Label <u>subject</u> and <u>predicate</u>.</p> <p>Example: <u>The little, white dog quickly ran down the dirt road.</u></p>

# Day 1 - Math Activities

You must complete each days' activities along with two choices from this activity grid. **You may choose to do Mobymax or RMCity on all days.** Use the Math activity sheet provided to complete the assignment. If you choose MobyMax or RM City, your teacher will check online for completion. Make sure you mark off the activity and write the activity number on your paper.

<p style="text-align: center;">1</p> <p>The bell rings at 7:50 in the mornings. We go to 2<sup>nd</sup> block at 10:02. How long are we in block 1? You leave block 2 at 11:34. How long are you in block 2?</p>	<p style="text-align: center;">2</p> <p>Use the number grid. Color all prime number one color and cross out all composite numbers.</p>	<p style="text-align: center;">3</p> <p>Fact Family Activity</p> <p>Create at least 4 equations for each group of related numbers: 48, 5, 8, 50, 7, 6, 10</p>	<p style="text-align: center;">4</p> <p>Look around your house. What objects can you find with perpendicular lines, parallel lines, and right angles. Make a list of 10 each.</p>
<p style="text-align: center;">5</p> <p>Write a math story using numbers 24, 8, 3.</p>	<p style="text-align: center;">6</p> <p><b>At least 15 minutes of MobyMax (Math)</b></p> <p><a href="http://www.mobymax.com">www.mobymax.com</a></p>	<p style="text-align: center;">7</p> <p>Write a math story using numbers 9, 36, 4.</p>	<p style="text-align: center;">8</p> <p>Look around your house. Make a list of objects that are spheres, cylinders, &amp; cubes</p>
<p style="text-align: center;">9</p> <p>What time did you get up this morning? What time is it now? How much time has passed? What time will it be 2 hours and 15 minutes from now?</p>	<p style="text-align: center;">10</p> <p>You have \$25. 45 to spend on supper. Use a sale paper to find clippings of products you would purchase. Do not go over.</p>	<p style="text-align: center;">11</p> <p>Create five patterns using numbers or shapes. Each pattern must have at least 10 terms.</p>	<p style="text-align: center;">12</p> <p><b>At least 15 minutes of Wall of Mastery in RM City.</b></p> <p><a href="http://www.rmcity.org">www.rmcity.org</a> 12</p>

Language Arts Activity #

---

---

---

---

---

---

---

---

---

---

---

---

Language Arts Activity #

---

---

---

---

---

---

---

---


---

---


---

---

Math Activity # \_\_\_\_\_



Math Activity # \_\_\_\_\_



Day 1 - Number of the Day: 5,436

Name: \_\_\_\_\_ Math Block: \_\_\_\_\_

Word Form	Expanded Form	Add 245
Write the Next 3 numbers	Model/Illustrate	Equation

<p>Create a Number Line</p>	<hr/>	
<p>Odd or Even</p>	<p>Word Problem</p>	<p>Reasonable Representation</p>
<p>Prime or Composite</p>		
<p>10 More _____</p>		
<p>10 Less _____</p>		
<p>100 More _____</p>		
<p>100 Less _____</p>		
<p>As Money</p>	<p>Estimate</p>	

M.4.NBT.1

M.4.NBT.2


M.4.NBT.3

## Science Activities

You must complete one activity from the assignment grid. Use the sheets provided or the back side of the Snow Packet pages to complete the assignments. Make sure you mark off the activity and write the activity number on your paper.

Activity 1	Activity 2	Activity 3	Activity 4	Activity 5
I can explain the difference between a plant and animal cell.	I can draw a plant cell and label 5 parts. (cell wall, nucleus, chloroplast, cytoplasm, cell membrane).	I can draw and label the 9 planets and the sun, in order.	I can draw and label an animal food chain.	I can draw and label a plant life-cycle.
Activity 6	Activity 7	Activity 8	Activity 9	Activity 10
I can explain and illustrate germination (the sprouting of a plant from a seed).	I can name some adaptations that animals use to avoid predators.	I can explain how animals are classified.	I can explain how plants are classified.	I can explain how living things are grouped using the classification system.

Science Activity # \_\_\_\_\_



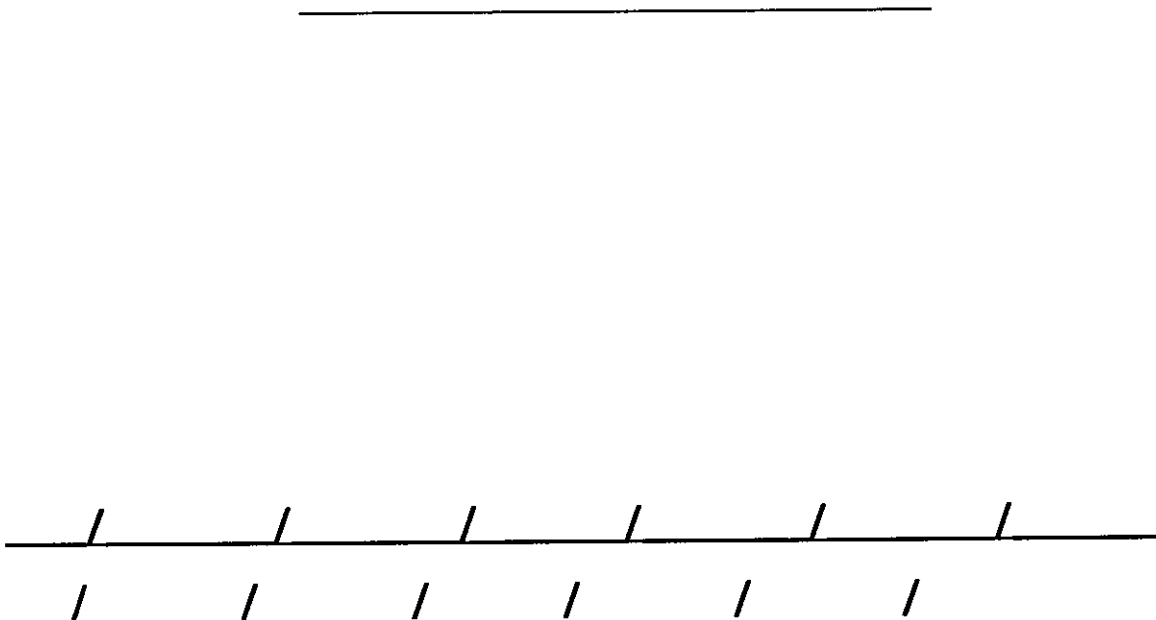


## Social Studies

### Family Timeline – Day 1

While enjoying time with the family, students should interview 5 to 6 family members. During this discussion, you will ask when (year) and where (city, state) each member was born. Then take this information and develop a timeline starting with the oldest member of the family and ending with the youngest. A blank timeline is included on this sheet. The timeline should include members of the immediate family as well as aunts, uncles, cousins, etc. The timeline must have a title.

### Timeline



# 4th Grade Art: Reimagined Time

Name: \_\_\_\_\_ Date \_\_\_\_\_ Homeroom Teacher \_\_\_\_\_

## Day 1

I can create art depicting a current event. (VA.O.4.4.04)

### Activity:

The student will look out his or her window and draw a snow scene. \_\_\_\_\_ Parent/guardian initial

---

### Music-Reimagined Time Grade 4 Day-1

Name \_\_\_\_\_ Homeroom \_\_\_\_\_

#### Body Percussion and Composition

CSO MU.O.GM3-5.1.2, MU.O.GM3-5.1.9, MU.O.GM3-5.1.9

I can create music using my body and found sound objects.

I can notate music.

**Choose one activity or activities that total for 15 min... Have a parent or guardian sign and date your completed activity.**

Explore different sounds your body can make, try clapping, snapping, stomping and other sounds. Organize these sounds into rhythm patterns that you can play along with a favorite song on your music player.

\_\_\_\_\_ date \_\_\_\_\_

Parent/guardian signature

Find interesting sounds around the house. *Example:* Boxes, plastic bowls, spoons, pots & pans. Do not choose anything breakable. Organize these sounds into different rhythm patterns. Keep a steady beat and try to play different patterns.

\_\_\_\_\_ date \_\_\_\_\_

Parent/guardian signature

Notate your rhythms with notes and rests or graphically as pictures.

\_\_\_\_\_ date \_\_\_\_\_

Parent/guardian signature

# Clay County Physical Education Reimagined Time (Snow Packet) For Elementary Students (4th)

Clay County Schools Elementary Physical Education teachers have compiled a list of activities that your child can complete while at home. The list consist of exercises, stretches and cardio activities. It is suggested that children have 60 minutes of physical education a day. However, our goal is for children to get 30 minutes of exercise a day and we want to keep that going during snow days.

I can actively engage in physical activities

I can engage in moderate to multiple activities in a variety of settings.

I can work independently on my fitness level.

## Stretches (Pick three) (minimum of 1 minutes per stretch)

Make sure to stretch before getting started so our body is prepared for the activity. (Do 20 of each stretch)

Arm circles   Butterflies   Toe touches   Shoulder stretch   Trunk lift   Hurdler stretch   Calf raises  
V stretch

## Exercises (Pick two) (minimum of 2 minutes per exercise)

We want to keep our body strength up and these will help us. (Do 20 of exercises)

Push-ups   Set-up   Windmills   Jumping jacks   One legged jumps   leg raises

## Cardio (Pick one) (minimum of 2 minutes per cardio activity)

These will keep us in shape. (Do three one minute periods with breaks in between)

Skipping   Galloping   Hopping   Side to side hops   lunges   Running in place

## Activities (Pick two) (minimum of 10 minutes per activity)

Make and obstacle course and run through it.	Turn on some music and dance.	Make a snowman.
Jump rope.	Use a hula hoop.	Make a snow angel.
Find three object's that can be used for juggling and juggle.	Find a balloon and see how long you can keep it in the air.	Website gonoodle.com
Practicing balancing on one foot then try the other one.	Shovel the drive way.	Cup stacking
Have a snowball distance throw	Go sledding	Other

Signature \_\_\_\_\_

Date: \_\_\_\_\_

List Stretches: \_\_\_\_\_

List exercises: \_\_\_\_\_

List Activities: \_\_\_\_\_