




1st Grade

Snow

Packet

Day 2



Reimagined Time –
1st Grade
Clay County Schools

Dear Parents,

This is the exciting Reimagined Time packet for your child to complete at home on those wonderful snow days!!! Please help your child complete this learning packet DAILY on the following schedule:

- 1 hour of read aloud time – this can be any appropriate text, read aloud to your child or by your child
- 1 hour of Reading Language Arts (materials included in the packet)
- 1 hour of Math (materials included in the packet)
- 30 minutes of Social Studies (materials included in the packet – report included covers a five day assignment)
- 30 minutes of Science (materials included in the packet – report included covers a five day assignment)
- 30 minutes of physical education class
- 30 minutes of art/music

Included are activities in which your child is only required to choose one lesson to do. This includes the marked pages for Math, Reading and Spelling.

Please assist your child in completing this packet to the best of his/her ability. In the event that you require assistance, teachers will be staffed in schools on snow days between the hours of 10:30 am and 3:00 pm at the following numbers:

Big Otter Elementary 304-286-3111

Clay Elementary 304-587-4276

H.E. White Elementary 304-548-7101

Lizemores Elementary 304-587-4823


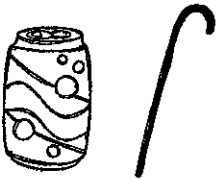


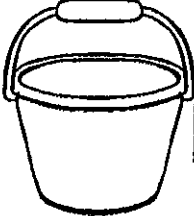





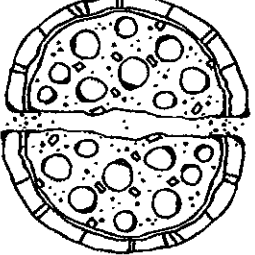




These packets **MUST** be completed, signed by the parent and returned to the classroom teacher on the first regular session day following the snow day.

Student name: _____

Parent signature: _____

Date: _____

My 1st Grade Goals


 <p>l/ /al/ /n/ I can segment words!</p>	 <p>I can identify long and short vowel sounds!</p>	 <p>pig bug I can read CVC words!</p>	<p>th ch sh wh I can spell using consonant digraphs!</p> 
 <p>pail I can read long vowel words!</p>	<p>den*tist</p>  <p>I can break words into syllables!</p>	<p>the can</p>  <p>see my I can read all of my sight words!</p>	 <p>I can read with fluency!</p>
 <p>I can tell time!</p>	 <p>I can measure objects!</p>	 <p>I can identify $\frac{1}{2}$ and $\frac{1}{4}$ of shapes!</p>	 <p>I can read and interpret graphs!</p>
 <p>I can count to 120!!!</p>	 <p>I can add and subtract 10 to a number!</p>	<p>8 + ? = 11</p> <p>I can solve for the unknown in a number sentence!</p>	 <p>I can add and subtract!</p>

1st Grade

Reimagined Snow Packet and Checklist

Use the following list to check of your assignments

Each assignment will be recorded in the grade book.



Day 2

Reading/Language Arts

- ** _____ Read this week's story in reading book
- ** _____ Read AR book or book of your choice.
- ** _____ Complete one activity from the Reading /Language Arts checklist
- ** _____ Practice reading non-sense words
- ** _____ Practice reading words from the sight words lists.
- ** _____ Complete an activity from Spelling Menu page
- ** _____ Complete the worksheets included

Math

- ** _____ Complete one activity from the Math Choice page
- ** _____ Complete the worksheets included

Science

- ** _____ Complete the page on an animal of your choice

Social Studies

- ** _____ Complete the page on West Virginia

Parents, choose one activity for your child to complete. Please put your initials by the activity that he/she does. These activities can be done on the back of any sheet or on a separate sheet of paper.



Reading/Language Arts

____ Write about the main idea of this week's story.

____ Write a sentence using each of this week's spelling list.

____ Write all of this week's spelling words in ABC order.

____ Write a letter to a character from this week's story.

____ Write a paragraph of at least four complete sentences telling about things you like to do outside in the snow.

____ Write an opinion piece about which you think you would like better – living here where we have snow or living someplace where there is not usually snow in winter. Tell three reasons to support your opinion.

____ Read this week's story aloud to someone using different voices for each character.

Umbrellas Up!



Name _____

Use the Word Bank to find words that match the pictures. Write them in the puzzle.

Across



Down



Word Bank


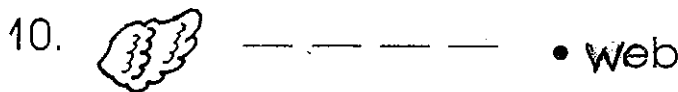




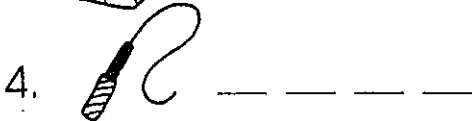
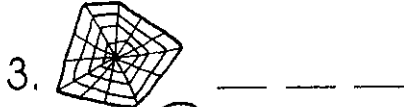


- | | | | | | |
|------|-----|-----|------|------|-----|
| mug | bus | sun | pup | hut | gum |
| hump | bug | sub | plum | nuts | |

Mouth-Watering Treat

Name _____

Find the words in the dot-to-dot that match the pictures. Write them.

Connect the dots in the order of your answers.



• whip

• wink

whale •

• wheel



witch •

• wig



wing •

• wagon

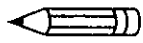
winter

wave •

• watch

So Full!

Circle each word that is missing a capital letter.



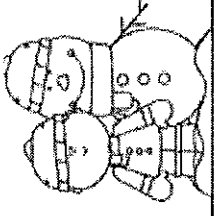
Write a . or ? at the end of each sentence.

1. in november we had a fall party
2. the party was on friday
3. what kind of food did you eat
4. we ate apples and popcorn
5. who brought the cider
6. what food did ted bring
7. there was so much to eat
8. how many candy apples did you eat
- 9 we saved some corn for saturday
10. will we have another party in december



Name: _____

Directions: Bubble in the sentence that is written correctly.



1. Did she go to school.
 Did she go To school?
 Did she go to school?

2. The snowman melted.
 the snowman melted.
 The snowman melted?

3. Look at the blizzard!
 Look at the blizzard?
 look at the blizzard!

4. We can go sledding.
 we can go sledding.
 We can go sledding?

5. where is Frosty's hat?
 Where is Frosty's hat.
 Where is Frosty's hat?

6. Can we play in the snow?
 can we play in the snow
 can we play in the snow!

7. My snowman is big?
 My snowman is big!
 my snowman is big!

8. Your snowman is short.
 Your snowman is short?
 your snowman is short!

9. His nose is a carrot.
 his nose is a carrot?
 His nose is a carrot?


10. the snow falls fast!
 The snow falls fast!
 The snow falls fast?

11. They play in the snow?
 they play in the snow!
 They play in the snow.

12. Let's make snow angels.
 let's make snow angels.
 Let's make snow angels?

Name: _____

Directions: Finish the picture, then use the lines below to write about the picture.



Four sets of primary writing lines, each consisting of a solid top line, a dashed middle line, and a solid bottom line, for writing a description of the picture.

Spelling Menu

Choose one activity to complete each night on your own notebook paper. You may not complete the same activity twice in one week.

<p>Rainbow Write</p> <p>First, write the words in pencil. Then trace over them in two different colors.</p>	<p>Silly Sentences</p> <p>Write silly sentences using a spelling word in each sentence. Underline the spelling words and write neatly!</p>	<p>Hidden Words</p> <p>Draw and color a picture. Hide your spelling words inside the picture. See if someone can find your hidden words!</p>	<p>Backwards Words</p> <p>Write your spelling words forwards and then backwards! Remember to write neatly!</p>
<p>Waterfall Words</p> <p>Example: c ca cat catc catch</p>	<p>ABC Order</p> <p>Write your spelling words in ABC order. If words start with the same letter, look at the next letter.</p>	<p>Story, Story</p> <p>Write a story using ALL of your spelling words. Be sure to underline your spelling words in the paragraph.</p>	<p>Fancy Words</p> <p>Write your words using fancy letters 2x! Example: <i>catch</i> <i>catch</i></p>
<p>Three Times</p> <p>First, write each word in pencil. Then, write each word in crayon. Finally, write each word in marker!</p>	<p>Adding My Words</p> <p>Vowels are 10 and consonants are 5. Write your words and then add the value of each word. Ex. cat $5+10+5=20$</p>	<p>Riddle Me</p> <p>Write a riddle for each of your words. Don't forget to answer them. Ex: I am cute. I wear diapers. Answer: baby</p>	<p>Rhyming Words</p> <p>Write each of your spelling words with a rhyming word next to them. Ex: cut shut</p>
<p>Code Words</p> <p>Come up with a code for each letter of the alphabet. Then write your words in code. Ex: A = ☿ B = ■ C = ☾ Write out the word.</p>	<p>UPPER and Lower</p> <p>Write your words one time with all uppercase letters and one time with all lowercase letters.</p>	<p>Colorful Words</p> <p>Write each of your spelling words. Write each letter using a different color. Ex. c a t</p>	<p>Choo Choo Words</p> <p>Write the entire list end-to-end as one long word. Write each new word in a different color. Ex. trainbackstop</p>
<p>Magazine Words</p> <p>Use an old magazine or newspaper and find your words or letters that make up words. Glue them down.</p>	<p>Words Within Words</p> <p>Write each spelling word and then write at least two words made from that word. Ex: catch cat hat</p>	<p>Words Without Vowels</p> <p>Write all of your words replacing vowels with a line. Go back and see if you can fill in the vowels.</p>	<p>Other Handed</p> <p>First, write your words with the way you usually do. Then, write the list using your other hand!</p>

Math



_____ Create and write some story problems about winter objects – snowmen, gloves, snowballs, etc. Show your work, write the correct equation with labels.

_____ Write numbers from 1 to 120. Circle the numbers counting by 10s in red, circle the counting by 5s in blue.

_____ Count by 2s to 120.

_____ Write a list of things in your house that are shaped like circles, squares, rectangles and triangles.

_____ Write a list of things in your house that represent 3D shapes like cylinders, spheres, cubes and cones.

_____ Ask Mom or Dad if you can help cook dinner. You can practice measuring the ingredients using measuring cups and spoons.

Name _____


Numbers Through 99

Cut and match. Write how many.




tens ones
2 8

twenty-eight



tens ones
6 3

sixty-three




tens ones
7 1

seventy-one




tens ones
3 9

thirty-nine



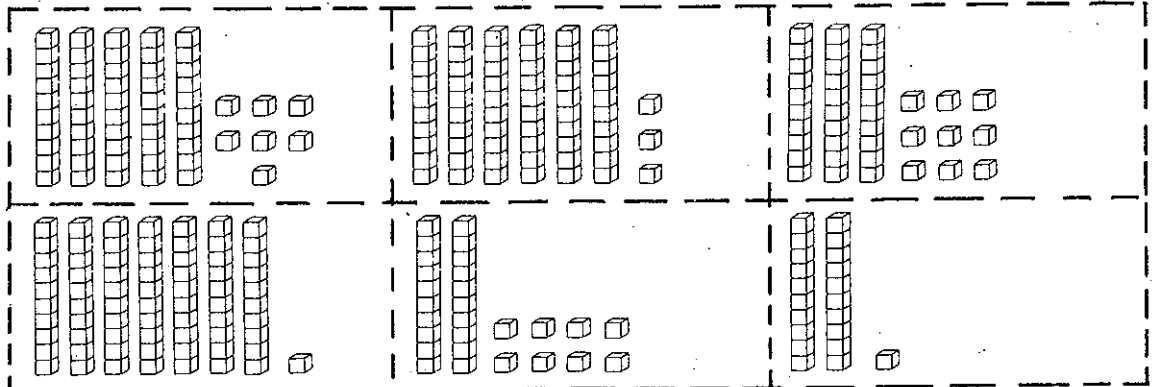
tens ones
2 1

twenty-one




tens ones
5 7

fifty-seven



Name _____

Count by Tens



20, _____, 40, _____, 60, _____,

_____, 90, 100, _____, 120

Addition

Name _____

Total Problems	<u>30</u>
Problems Correct	_____



$$\begin{array}{r} 9 \\ +1 \\ \hline \end{array}$$

$$\begin{array}{r} 7 \\ +6 \\ \hline \end{array}$$

$$\begin{array}{r} 8 \\ +3 \\ \hline \end{array}$$

$$\begin{array}{r} 3 \\ +7 \\ \hline \end{array}$$

$$\begin{array}{r} 4 \\ +8 \\ \hline \end{array}$$

$$\begin{array}{r} 9 \\ +2 \\ \hline \end{array}$$

$$\begin{array}{r} 4 \\ +9 \\ \hline \end{array}$$

$$\begin{array}{r} 6 \\ +5 \\ \hline \end{array}$$

$$\begin{array}{r} 10 \\ +0 \\ \hline \end{array}$$

$$\begin{array}{r} 8 \\ +5 \\ \hline \end{array}$$

$$\begin{array}{r} 3 \\ +9 \\ \hline \end{array}$$

$$\begin{array}{r} 6 \\ +7 \\ \hline \end{array}$$

$$\begin{array}{r} 9 \\ +5 \\ \hline \end{array}$$

$$\begin{array}{r} 8 \\ +2 \\ \hline \end{array}$$

$$\begin{array}{r} 8 \\ +4 \\ \hline \end{array}$$

$$\begin{array}{r} 5 \\ +6 \\ \hline \end{array}$$

$$\begin{array}{r} 4 \\ +7 \\ \hline \end{array}$$

$$\begin{array}{r} 6 \\ +4 \\ \hline \end{array}$$

$$\begin{array}{r} 3 \\ +8 \\ \hline \end{array}$$

$$\begin{array}{r} 6 \\ +8 \\ \hline \end{array}$$

$$\begin{array}{r} 9 \\ +4 \\ \hline \end{array}$$

$$\begin{array}{r} 7 \\ +7 \\ \hline \end{array}$$

$$\begin{array}{r} 6 \\ +6 \\ \hline \end{array}$$

$$\begin{array}{r} 5 \\ +7 \\ \hline \end{array}$$

$$\begin{array}{r} 5 \\ +8 \\ \hline \end{array}$$

$$\begin{array}{r} 5 \\ +9 \\ \hline \end{array}$$

$$\begin{array}{r} 7 \\ +4 \\ \hline \end{array}$$

$$\begin{array}{r} 8 \\ +6 \\ \hline \end{array}$$

$$\begin{array}{r} 2 \\ +9 \\ \hline \end{array}$$

$$\begin{array}{r} 7 \\ +5 \\ \hline \end{array}$$



The following pages come next in our animal study that you



started on the previous snow day. If you can't remember what animal you chose, just choose another animal to report on for the next pages.

Here is a picture of my animal.

2

The _____

lives _____

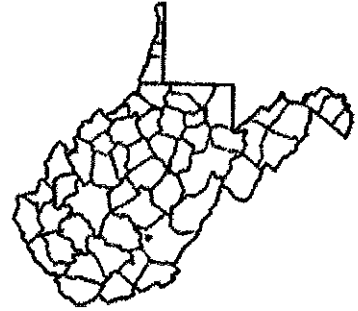
_____ .

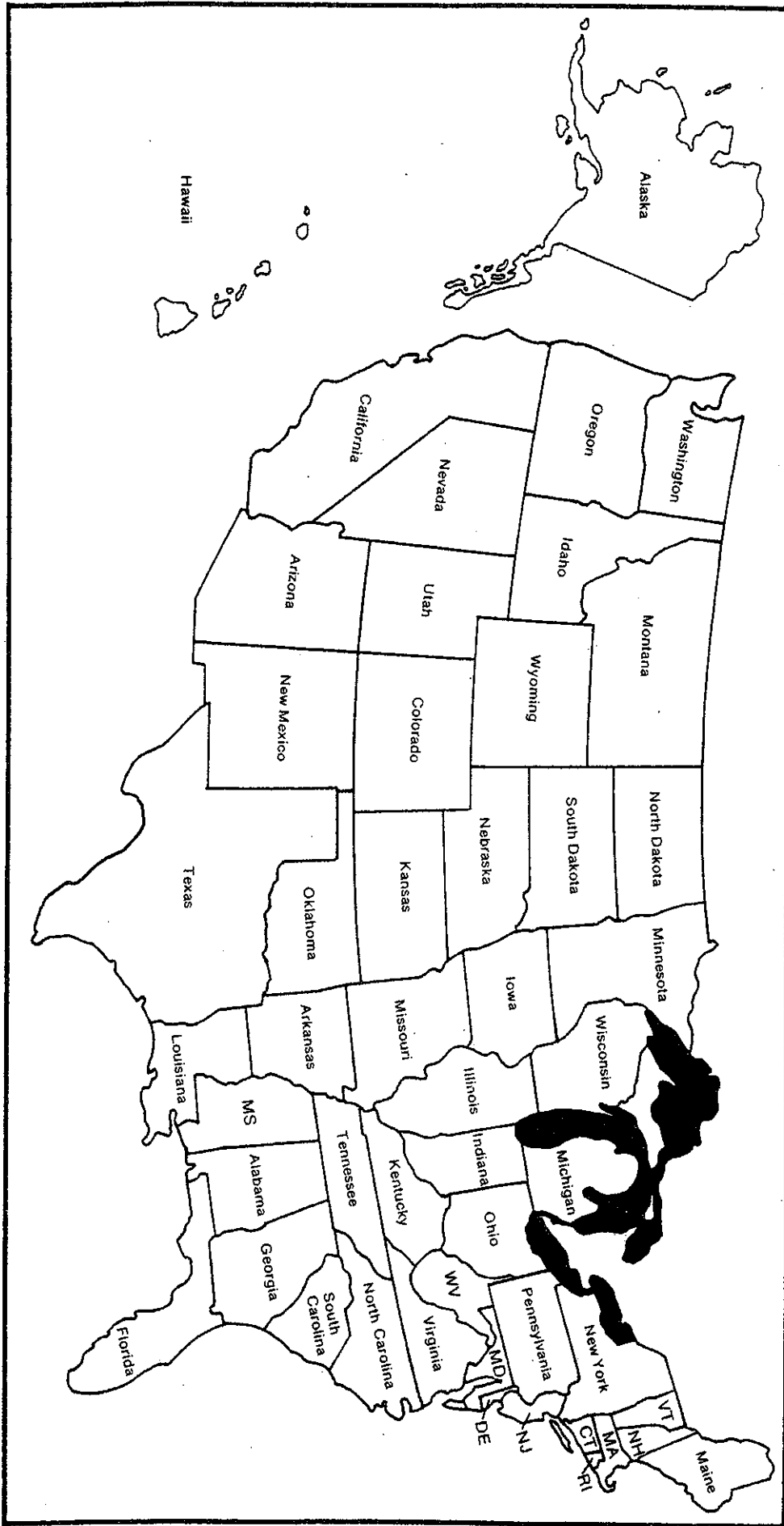
Its home is _____

_____ .

3

We are continuing our study on West Virginia. We will see where the state is on a United States map. We will also locate Clay County on a WV map. The following are the next pages in our study on West Virginia. Please complete the pages and return them with your packet the next regular school day.





Day 2

Art (1st)

I can recognize and discuss several reasons for creating art, e.g., aesthetic, functional, commercial, computer animation. (VA.O1.5.1)

*Choose one activity or activities that equal 15 minutes. Have a parent or guardian initial and date your completed activity.

Activities: Use materials you can find in your home.

1. The student will look for and examine examples of art work in his or her home. (e.g. magazines, illustrations in books, on the walls) _____ Parent/guardian
 2. The student will discuss with a family member the reasons the art was created, (e.g. aesthetic, functional, commercial, computer animation.) _____ Parent/guardian
-

Grade 1st Music Body Percussion and Movement

CSO MU.O.GMK-2.1.07 MU.O.GMK-2.1.05 MU.O.GMK-2.1.06

I can create music using my body and found sound objects.
I can read and write iconic musical notation.

Choose One Activity, or activities that equal 15 minutes. Have a parent or guardian sign and date your completed activity.

Use your body to make music. Try clapping, snapping, stomping and other sounds. Make rhythm patterns that you can play along with a favorite song on your music player. Draw your pattern in the boxes below. Use sounds and silences.

--	--	--	--	--

Play the rhythms you wrote in the boxes using found sounds around the house like Tupperware bowls or pots and pans wooden spoons. Do not use anything breakable.

_____ date

Parent/guardian signature

Turn on some music and move in different ways to express the music.

_____ date _____

Parent/guardian signature

Clay County Physical Education Reimagined Time

(Snow Packet) For Elementary Students (1st)

Clay County Schools Elementary Physical Education teachers have compiled a list of activities that your child can complete while at home. The list consist of exercises, stretches and cardio activities. It is suggested that children have 60 minutes of physical education a day. However, our goal is for children to get 30 minutes of exercise a day and we want to keep that going during snow days.

I can actively engage in physical activities

I can engage in moderate to multiple activities in a variety of settings.

I can work independently on my fitness level.

Stretches (Pick three) (minimum of 1 minutes per stretch)

Make sure to stretch before getting started so our body is prepared for the activity. (Do 20 of each stretch)

Arm circles	Butterflies	Toe touches	Shoulder stretch	Trunk lift	Hurdler stretch	Calf raises
V stretch						

Exercises (Pick two) (minimum of 2 minutes per exercise)

We want to keep our body strength up and these will help us. (Do 20 of exercises)

Push-ups	Set-up	Windmills	Jumping jacks	One legged jumps	leg raises
----------	--------	-----------	---------------	------------------	------------

Cardio (Pick one) (minimum of 2 minutes per cardio activity)

These will keep us in shape. (Do three one minute periods with breaks in between)

Skipping	Gallopig	Hopping	Side to side hops	lunges	Running in place
----------	----------	---------	-------------------	--------	------------------

Activities (Pick two) (minimum of 10 minutes per activity)

Make and obstacle course and run through it.	Turn on some music and dance.	Make a snowman.
Jump rope.	Use a hula hoop.	Make a snow angel.
Find three object's that can be used for juggling and juggle.	Find a balloon and see how long you can keep it in the air.	Website gonoodle.com
Practicing balancing on one foot then try the other one.	Shovel the drive way.	Cup stacking
Have a snowball distance throw	Go sledding	Other

Signature _____

Date: _____

List Stretches: _____

List exercises: _____

List Activities: _____