




# 1<sup>st</sup> Grade

Snow

Packet

Day 5



Reimagined Time –  
1<sup>st</sup> Grade  
Clay County Schools

Dear Parents,

This is the exciting Reimagined Time packet for your child to complete at home on those wonderful snow days!!! Please help your child complete this learning packet DAILY on the following schedule:

- 1 hour of read aloud time – this can be any appropriate text, read aloud to your child or by your child
- 1 hour of Reading Language Arts (materials included in the packet)
- 1 hour of Math (materials included in the packet)
- 30 minutes of Social Studies (materials included in the packet – report included covers a five day assignment)
- 30 minutes of Science (materials included in the packet – report included covers a five day assignment)
- 30 minutes of physical education class
- 30 minutes of art/music

Included are activities in which your child is only required to choose one lesson to do. This includes the marked pages for Math, Reading and Spelling.

Please assist your child in completing this packet to the best of his/her ability. In the event that you require assistance, teachers will be staffed in schools on snow days between the hours of 10:30 am and 3:00 pm at the following numbers:

Big Otter Elementary 304-286-3111  
Clay Elementary 304-587-4276  
H.E. White Elementary 304-548-7101  
Lizemores Elementary 304-587-4823


These packets **MUST** be completed, signed by the parent and returned to the classroom teacher on the first regular session day following the snow day.

Student name: \_\_\_\_\_

Parent signature: \_\_\_\_\_

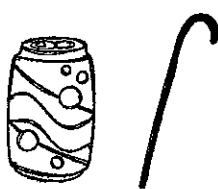
Date: \_\_\_\_\_

# My 1st Grade Goals



**/f/ /a/ /n/**


I can segment words!



I can identify long and short vowel sounds!



**pig**



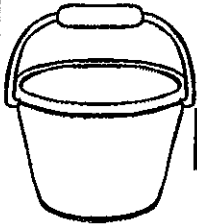
**bug**

I can read CVC words!

**th ch**

**sh wh**

I can spell using consonant digraphs!



**pail**

I can read long vowel words!

**den\*tist**




I can break words into syllables!


**the can**

**see my**

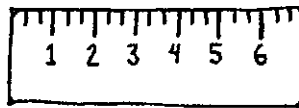
I can read all of my sight words!



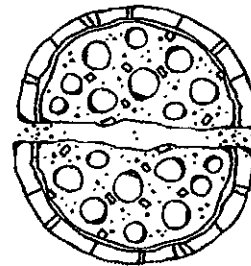
I can read with fluency!




I can tell time!



I can measure objects!



I can identify  $\frac{1}{2}$  and  $\frac{1}{4}$  of shapes!



I can read and interpret graphs!



I can count to 120!!!

1	2	3	4	5	6	7	8	9	10
11	12	13	14	15	16	17	18	19	20
21	22	23	24	25	26	27	28	29	30
31	32	33	34	35	36	37	38	39	40
41	42	43	44	45	46	47	48	49	50
51	52	53	54	55	56	57	58	59	60
61	62	63	64	65	66	67	68	69	70
71	72	73	74	75	76	77	78	79	80
81	82	83	84	85	86	87	88	89	90
91	92	93	94	95	96	97	98	99	100

I can add and subtract 10 to a number!

$$8 + \underline{\quad} = 11$$

I can solve for the unknown in a number sentence!



I can add and subtract!

## 1<sup>st</sup> Grade

### Reimagined Snow Packet and Checklist

Use the following list to check of your assignments

Each assignment will be recorded in the grade book.



### Day 5

#### **Reading/Language Arts**

- \*\* \_\_\_\_\_ Read this week's story in reading book
- \*\* \_\_\_\_\_ Read AR book or book of your choice.
- \*\* \_\_\_\_\_ Complete one activity from the Reading /Language Arts checklist
- \*\* \_\_\_\_\_ Practice reading non-sense words
- \*\* \_\_\_\_\_ Practice reading words from the sight words lists.
- \*\* \_\_\_\_\_ Complete an activity from Spelling Menu page
- \*\* \_\_\_\_\_ Complete the worksheets included

#### **Math**

- \*\* \_\_\_\_\_ Complete one activity from the Math Choice page
- \*\* \_\_\_\_\_ Complete the worksheets included

#### **Science**

- \*\* \_\_\_\_\_ Complete the page on an animal of your choice

#### **Social Studies**

- \*\* \_\_\_\_\_ Complete the page on West Virginia

Parents, choose one activity for your child to complete. Please put your initials by the activity that he/she does. These activities can be done on the back of any sheet or on a separate sheet of paper.



### **Reading/Language Arts**

\_\_\_\_ Write about the main idea of this week's story.

\_\_\_\_ Write a sentence using each of this week's spelling list.

\_\_\_\_ Write all of this week's spelling words in ABC order.

\_\_\_\_ Write a letter to a character from this week's story.

\_\_\_\_ Write a paragraph of at least four complete sentences telling about things you like to do outside in the snow.

\_\_\_\_ Write an opinion piece about which you think you would like better – living here where we have snow or living someplace where there is not usually snow in winter. Tell three reasons to support your opinion.

\_\_\_\_ Read this week's story aloud to someone using different voices for each character.

# Writing Questions

Name \_\_\_\_\_



An asking sentence begins with a capital letter and ends with a question mark.  
Write each question correctly on the lines.

1. how was your vacation

---

---

---

2. where did you go

---

---

---

3. did you ride in a car or a plane

---

---

---

4. when did you come home

---

---

---

5. may I see your pictures

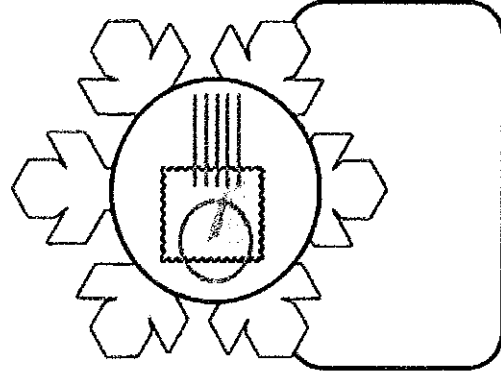
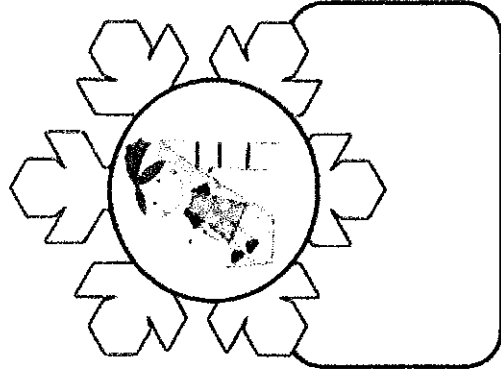


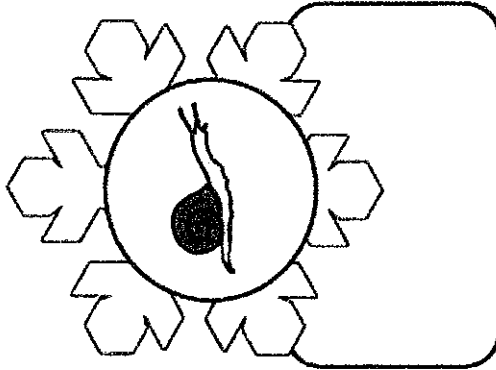
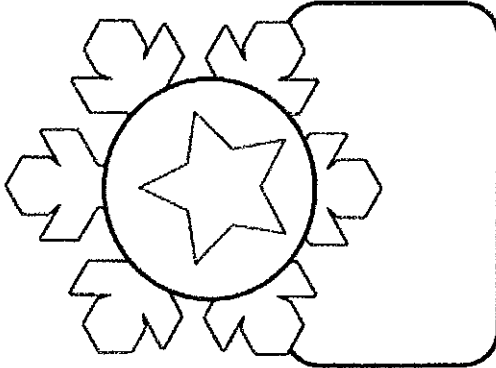
---

---

---

# a blizzard of blends


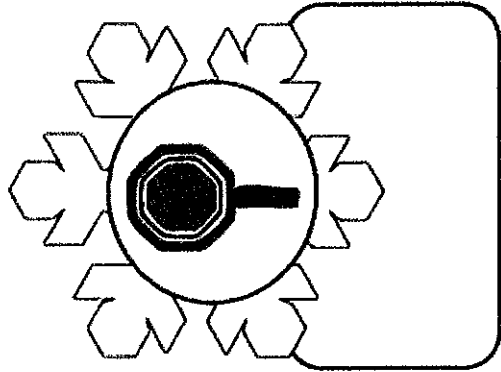

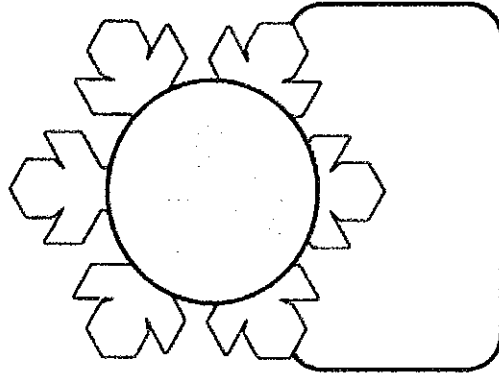
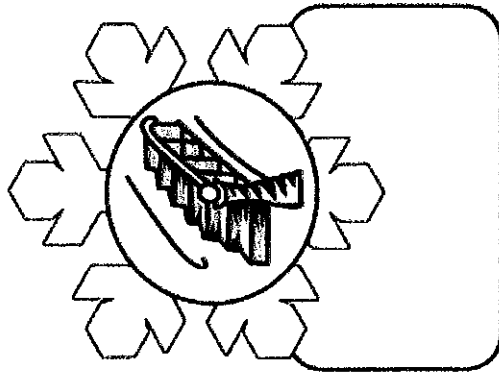
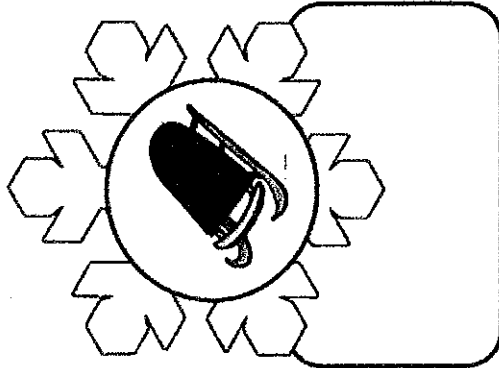
Name: \_\_\_\_\_  
Look at the pictures and write the words in  
the box below. Circle the blend.





# a blizzard of blends

Name: \_\_\_\_\_  
Look at the pictures and write the words in  
the box below. Circle the blend.




## Spelling Menu

Choose one activity to complete each night on your own notebook paper. You may not complete the same activity twice in one week.

<p style="text-align: center;"><b>Rainbow Write</b></p> <p>First, write the words in pencil. Then trace over them in two different colors.</p>	<p style="text-align: center;"><b>Silly Sentences</b></p> <p>Write silly sentences using a spelling word in each sentence. Underline the spelling words and write neatly!</p>	<p style="text-align: center;"><b>Hidden Words</b></p> <p>Draw and color a picture. Hide your spelling words inside the picture. See if someone can find your hidden words!</p>	<p style="text-align: center;"><b>Backwards Words</b></p> <p>Write your spelling words forwards and then backwards! Remember to write neatly!</p>
<p style="text-align: center;"><b>Waterfall Words</b></p> <p>Example:   c           ca           cat           catc           catch</p>	<p style="text-align: center;"><b>ABC Order</b></p> <p>Write your spelling words in ABC order. If words start with the same letter, look at the next letter.</p>	<p style="text-align: center;"><b>Story, Story</b></p> <p>Write a story using ALL of your spelling words. Be sure to underline your spelling words in the paragraph.</p>	<p style="text-align: center;"><b>Fancy Words</b></p> <p>Write your words using fancy letters 2x! Example: <i>catch</i>           <i>catch</i></p>
<p style="text-align: center;"><b>Three Times</b></p> <p>First, write each word in pencil. Then, write each word in crayon. Finally, write each word in marker!</p>	<p style="text-align: center;"><b>Adding My Words</b></p> <p>Vowels are 10 and consonants are 5. Write your words and then add the value of each word. Ex. cat 5+10+5=20.</p>	<p style="text-align: center;"><b>Riddle Me</b></p> <p>Write a riddle for each of your words. Don't forget to answer them. Ex: I am cute. I wear diapers. Answer: baby</p>	<p style="text-align: center;"><b>Rhyming Words</b></p> <p>Write each of your spelling words with a rhyming word next to them. Ex: cut   shut</p>
<p style="text-align: center;"><b>Code Words</b></p> <p>Come up with a code for each letter of the alphabet. Then write your words in code. Ex: A = ☿   B = ■   C = ☺ Write out the word.</p>	<p style="text-align: center;"><b>UPPER and Lower</b></p> <p>Write your words one time with all uppercase letters and one time with all lowercase letters.</p>	<p style="text-align: center;"><b>Colorful Words</b></p> <p>Write each of your spelling words. Write each letter using a different color. Ex. c a t</p>	<p style="text-align: center;"><b>Choo Choo Words</b></p> <p>Write the entire list end-to-end as one long word. Write each new word in a different color. Ex. trainbackstop</p>
<p style="text-align: center;"><b>Magazine Words</b></p> <p>Use an old magazine or newspaper and find your words or letters that make up words. Glue them down.</p>	<p style="text-align: center;"><b>Words Within Words</b></p> <p>Write each spelling word and then write at least two words made from that word. Ex: catch   cat   hat</p>	<p style="text-align: center;"><b>Words Without Vowels</b></p> <p>Write all of your words replacing vowels with a line. Go back and see if you can fill in the vowels.</p>	<p style="text-align: center;"><b>Other Handed</b></p> <p>First, write your words with the way you usually do. Then, write the list using your other hand!</p>

Name \_\_\_\_\_



Write a short story about the picture.

\_\_\_\_\_

\_\_\_\_\_

\_\_\_\_\_

\_\_\_\_\_

\_\_\_\_\_

\_\_\_\_\_

\_\_\_\_\_

\_\_\_\_\_

\_\_\_\_\_

\_\_\_\_\_

\_\_\_\_\_

\_\_\_\_\_

\_\_\_\_\_

\_\_\_\_\_

\_\_\_\_\_

\_\_\_\_\_

\_\_\_\_\_

\_\_\_\_\_

\_\_\_\_\_

\_\_\_\_\_

\_\_\_\_\_

\_\_\_\_\_

## Math



\_\_\_\_\_ Create and write some story problems about winter objects – snowmen, gloves, snowballs, etc. Show your work, write the correct equation with labels.

\_\_\_\_\_ Write numbers from 1 to 120. Circle the numbers counting by 10s in red, circle the counting by 5s in blue.

\_\_\_\_\_ Count by 2s to 120.

\_\_\_\_\_ Write a list of things in your house that are shaped like circles, squares, rectangles and triangles.

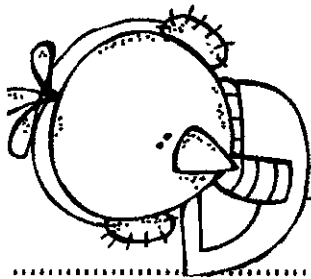
\_\_\_\_\_ Write a list of things in your house that represent 3D shapes like cylinders, spheres, cubes and cones.

\_\_\_\_\_ Ask Mom or Dad if you can help cook dinner. You can practice measuring the ingredients using measuring cups and spoons.

Directions: Count the tally marks. Give the number in the square to show your answer.

Name: \_\_\_\_\_

# Snowflake Tally Marks



4 tallies, 1 square

2 tallies, 1 square

3 tallies, 1 square

4 tallies, 1 square

3 tallies, 1 square

3 tallies, 1 square

1 tallies, 1 square

4 tallies, 1 square

3 tallies, 1 square


3 tallies, 1 square

The Printable Princess

1 2 3 4 5 6 7 8 9 10

Name: \_\_\_\_\_

Directions: Count the base ten blocks. Glue the snowballs in the box to show the number.



# Snow Much Fun

## With Base Ten

\_\_\_\_\_

\_\_\_\_\_


\_\_\_\_\_

\_\_\_\_\_

\_\_\_\_\_

\_\_\_\_\_

The Printable Princess



Name \_\_\_\_\_ Addition facts to 10

$$\begin{array}{r} 6 \\ +4 \\ \hline \end{array}$$

$$\begin{array}{r} 7 \\ +2 \\ \hline \end{array}$$

$$\begin{array}{r} 7 \\ +3 \\ \hline \end{array}$$

$$\begin{array}{r} 3 \\ +4 \\ \hline \end{array}$$

$$\begin{array}{r} 2 \\ +8 \\ \hline \end{array}$$

$$\begin{array}{r} 6 \\ +2 \\ \hline \end{array}$$

$$\begin{array}{r} 3 \\ +5 \\ \hline \end{array}$$

$$\begin{array}{r} 5 \\ +5 \\ \hline \end{array}$$

$$\begin{array}{r} 1 \\ +7 \\ \hline \end{array}$$

$$\begin{array}{r} 5 \\ +4 \\ \hline \end{array}$$

$$\begin{array}{r} 3 \\ +5 \\ \hline \end{array}$$

$$\begin{array}{r} 5 \\ +2 \\ \hline \end{array}$$

$$\begin{array}{r} 6 \\ +4 \\ \hline \end{array}$$

$$\begin{array}{r} 7 \\ +2 \\ \hline \end{array}$$

$$\begin{array}{r} 6 \\ +3 \\ \hline \end{array}$$

$$\begin{array}{r} 2 \\ +8 \\ \hline \end{array}$$

$$\begin{array}{r} 1 \\ +9 \\ \hline \end{array}$$

$$\begin{array}{r} 4 \\ +4 \\ \hline \end{array}$$

$$\begin{array}{r} 3 \\ +6 \\ \hline \end{array}$$

$$\begin{array}{r} 8 \\ +2 \\ \hline \end{array}$$

$$\begin{array}{r} 2 \\ +5 \\ \hline \end{array}$$

$$\begin{array}{r} 1 \\ +6 \\ \hline \end{array}$$

$$\begin{array}{r} 3 \\ +7 \\ \hline \end{array}$$

$$\begin{array}{r} 6 \\ +2 \\ \hline \end{array}$$

$$\begin{array}{r} 2 \\ +6 \\ \hline \end{array}$$

$$\begin{array}{r} 3 \\ +5 \\ \hline \end{array}$$

$$\begin{array}{r} 4 \\ +6 \\ \hline \end{array}$$

$$\begin{array}{r} 2 \\ +7 \\ \hline \end{array}$$

$$\begin{array}{r} 4 \\ +3 \\ \hline \end{array}$$

$$\begin{array}{r} 4 \\ +5 \\ \hline \end{array}$$

$$\begin{array}{r} 3 \\ +4 \\ \hline \end{array}$$


$$\begin{array}{r} 2 \\ +6 \\ \hline \end{array}$$

$$\begin{array}{r} 5 \\ +3 \\ \hline \end{array}$$

$$\begin{array}{r} 3 \\ +6 \\ \hline \end{array}$$

$$\begin{array}{r} 3 \\ +5 \\ \hline \end{array}$$

$$\begin{array}{r} 2 \\ +5 \\ \hline \end{array}$$



The following pages come next in our animal study that you



started on the previous snow day. If you can't remember what animal you chose, just choose another animal to report on for the next pages.



I learned a lot about the

\_\_\_\_\_.

My favorite thing about it is

\_\_\_\_\_

\_\_\_\_\_.

8

## About the Author

My name is \_\_\_\_\_.

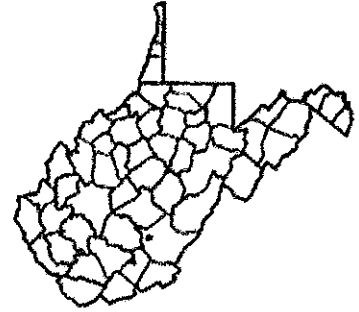
I am \_\_\_\_\_ years old.

I like \_\_\_\_\_

\_\_\_\_\_.

9

We are continuing our study on West Virginia. We will see where the state is on a United States map. We will also locate Clay County on a WV map. The following are the next pages in our study on West Virginia. Please complete the pages and return them with your packet the next regular school day.



## Day 5

### Art (1st)

I can explore texture as a surface feeling. (VA.O.K.1.2.06)

\*Choose one activity or activities that equal 15 minutes. Have a parent or guardian initial and date your completed activity.

**Activities: Use materials you can find in your home**

1. The student will touch different surfaces inside the home, such as carpeting, walls, or the bottom of a boot. \_\_\_\_\_ Parent/guardian
  2. The student will discuss the textures with a guardian and identify them as smooth, soft, or bumpy (for example). \_\_\_\_\_ Parent/guardian
- 

Grade 1<sup>st</sup>

#### Body Percussion, Singing

CSO MU.O.GMK-2.1.07 MU.O.GMK-2.1.05 MU.O.GMK-2.1.01

I can create music using my body and found sound objects.

I can notate music.

I can move to music

I can participate in singing a variety of songs.

**Choose One Activity, or activities that equal 15 minutes. Have a parent or guardian sign and date your completed activity.**

Use your body to make music. Try clapping, snapping, stomping and other sounds. Keep the beat with these sounds or make rhythm patterns that you can play along with a favorite song you can sing. What is the name of the song you sang and played a long with?

Song name: \_\_\_\_\_  
\_\_\_\_\_ date \_\_\_\_\_

*Parent/guardian signature*

Find sounds around the house. *Example:* Boxes, plastic bowls, spoons, pots & pans. Do not choose anything breakable. Organize these sounds into different rhythm patterns. Keep a steady beat and try to play different patterns.

\_\_\_\_\_ date \_\_\_\_\_  
*Parent/guardian signature*

Turn on some music and listen then sing along.

\_\_\_\_\_ date \_\_\_\_\_  
*Parent/guardian signature*

# Clay County Physical Education Reimagined Time

## (Snow Packet) For Elementary Students (1<sup>st</sup>)

Clay County Schools Elementary Physical Education teachers have compiled a list of activities that your child can complete while at home. The list consist of exercises, stretches and cardio activities. It is suggested that children have 60 minutes of physical education a day. However, our goal is for children to get 30 minutes of exercise a day and we want to keep that going during snow days.

I can actively engage in physical activities

I can engage in moderate to multiple activities in a variety of settings.

I can work independently on my fitness level.

### Stretches (Pick three) (minimum of 1 minutes per stretch)

Make sure to stretch before getting started so our body is prepared for the activity. (Do 20 of each stretch)

Arm circles	Butterflies	Toe touches	Shoulder stretch	Trunk lift	Hurdler stretch	Calf raises
V stretch						

### Exercises (Pick two) (minimum of 2 minutes per exercise)

We want to keep our body strength up and these will help us. (Do 20 of exercises)

Push-ups	Set-up	Windmills	Jumping jacks	One legged jumps	leg raises
----------	--------	-----------	---------------	------------------	------------

### Cardio (Pick one) (minimum of 2 minutes per cardio activity)

These will keep us in shape. (Do three one minute periods with breaks in between)

Skipping	Galloping	Hopping	Side to side hops	lunges	Running in place
----------	-----------	---------	-------------------	--------	------------------

### Activities (Pick two) (minimum of 10 minutes per activity)

Make and obstacle course and run through it.	Turn on some music and dance.	Make a snowman.
Jump rope.	Use a hula hoop.	Make a snow angel.
Find three object's that can be used for juggling and juggle.	Find a balloon and see how long you can keep it in the air.	Website gonoodle.com
Practicing balancing on one foot then try the other one.	Shovel the drive way.	Cup stacking
Have a snowball distance throw	Go sledding	Other

Signature \_\_\_\_\_

Date: \_\_\_\_\_

List Stretches: \_\_\_\_\_

List exercises: \_\_\_\_\_

List Activities: \_\_\_\_\_