

4th Grade

Snow

Packet

Day 2

 **4th Grade** 

Reimaged Time Packet and Checklist

Use the following list to check off your assignments.

Students will be held accountable for each assignment. Day 2

Language Arts:

_____ I can complete two activities from the Language Arts Grid to complete.

_____ I can complete the cloze passage, Visitors From Space.

_____ I can complete the reading strategy sheet, Main Idea and Supporting Details.

Math:

_____ I can complete two activities from the Math Grid to complete.

_____ I can complete a place value activity titled Multiplication Fluency.

Science:

_____ I can complete one activity from the Science Grid.

Social Studies:

_____ I can complete a paragraph about my family traditions.

ALSO COMPLETE:

- ___ ART
- ___ MUSIC
- ___ PHYSICAL EDUCATION

Parent's Signature saying you completed this packet:

Reading Story Day 2

Visitors from Space

It was 2:00 in the morning when Robot M6-D6 landed his spacecraft outside Greg's window. The pale-green light from the spacecraft's anti-gravity blasters caused Greg to wake up. He peered carefully through the window and tried to decide if he should go outside. As he watched, a silver ramp dropped from the bottom of the spacecraft and out rolled M6-D6.

Soon Greg's curiosity was too much for him. He crept out to get a closer look at the visitor. Greg hid behind the woodpile and watched as M6-D6 rolled around the yard picking up samples of rocks and small plants.

As Greg leaned over the woodpile to get a closer look, he knocked over several pieces of wood. The noise startled M6-D6 and he began to beep loudly. The robot hurried to the spacecraft. A moment later, the yard was lit by a pale-green glow. Soon the spacecraft was gone.

1. **Who** are the characters in this story? _____

2. **When** did the story take place? _____

3. **What** caused Greg to wake up? _____

4. **Where** did the spacecraft land? _____

5. **What** was the purpose of M6-D6's trip to Earth? _____

6. **What** caused M6-D6 to leave so suddenly? _____

Use clues from the story to help you understand what these words mean. Write your own meanings for each word.

- 1. peered _____
- 2. curiosity _____
- 3. samples _____
- 4. startled _____

Choose two words from above to use in a detailed sentence.

- 1. _____

- 2. _____

❄️ Cloze Passage Day 2 ❄️

Titanic!

Why is the Titanic such a famous ship?

Fill in the blanks in this article to find out.

WORD LIST: artifacts elegant iceberg lifeboats palace
--

People said it was the safest ship ever built. It was the largest, for sure. They called it a “floating _____.” It had a big gym, tennis courts, and a huge swimming pool. There were _____ dining rooms and ballrooms.

It set sail for New York in 1912 with 2,000 people on board. There were over 40 tons of potatoes and over 6,000 pounds of butter. There were more than two tons of coffee to drink.

Not long into the trip, the Titanic struck an _____. The “safest ship” began to sink. There were not enough _____. The ship and most of its passengers sank to the bottom of the sea. About 1,500 people died that night.

In 1986, the wreck of the Titanic was found. Divers removed and brought up more than 5,000 _____. These included jewelry, coins, postcards, and magazines. What was believed to be the safest ship is now famous for a very sad ending.

THINK ABOUT IT!

What caused the Titanic to sink?

❄️ Reading Strategies Day 2 ❄️

Main Idea and Supporting Details

The main idea is the most important idea. The details are the pieces of information that tell more about the main idea.

A whole short selection can have a main idea, too. The main idea is often stated in the first sentence of the first paragraph. The details follow in the same paragraph and in other paragraphs. Read the short selection below. Find the sentence that tells the main idea. Then find the details.

Games People Play	Main Idea
<p>People all over the world have played games for thousands of years. Almost 5,000 years ago, children in Egypt played games with balls. Over 2,000 years ago, children in ancient Rome and China played tug-of-war. About 3,000 years ago, people in Asia played chess, a board game like checkers.</p>	_____

<p>Another old game that children play is hopscotch. Children in Rome used nine squares, and children in England used twelve squares. By the time hopscotch came to the United States, children were using eight squares. But children always played the game in very much the same way!</p>	Detail

	Detail

	Detail

	Detail

Day 2 - Multiplication Fluency and Goal Setting

Name: _____ Math Block: _____

Set a goal for the number of multiplication problems you can answer correctly.

GOAL: _____


$5 \times 7 =$	$4 \times 9 =$	$7 \times 3 =$	$3 \times 8 =$
$9 \times 8 =$	$7 \times 7 =$	$3 \times 3 =$	$10 \times 10 =$
$4 \times 2 =$	$7 \times 6 =$	$4 \times 5 =$	$7 \times 8 =$
$2 \times 7 =$	$5 \times 10 =$	$9 \times 9 =$	$8 \times 5 =$
$8 \times 6 =$	$3 \times 5 =$	$2 \times 8 =$	$4 \times 4 =$
$9 \times 2 =$	$8 \times 8 =$	$9 \times 9 =$	$3 \times 8 =$
$6 \times 3 =$	$6 \times 4 =$	$3 \times 7 =$	$5 \times 5 =$
$3 \times 9 =$	$7 \times 2 =$	$4 \times 8 =$	$9 \times 7 =$

$\begin{array}{r} 241 \\ \times 31 \\ \hline \end{array}$	$\begin{array}{r} 567 \\ \times 74 \\ \hline \end{array}$	$\begin{array}{r} 234 \\ \times 22 \\ \hline \end{array}$	$\begin{array}{r} 487 \\ \times 54 \\ \hline \end{array}$
$\begin{array}{r} 623 \\ \times 15 \\ \hline \end{array}$	$\begin{array}{r} 792 \\ \times 53 \\ \hline \end{array}$	$\begin{array}{r} 822 \\ \times 44 \\ \hline \end{array}$	$\begin{array}{r} 974 \\ \times 63 \\ \hline \end{array}$


Language Arts Activity #

Language Arts Activity #


Math Activity # _____



Math Activity # _____



Science Activity # _____



Social Studies

Day 2

Write a paragraph describing a tradition celebrated in your family. A tradition is a belief or custom handed down from one generation to the next. Include the origin of the tradition (where it started) and why it is special to you. Remember to use lots of descriptive words. The paragraph must be at least 6-8 sentences and include a topic and summary sentence. You may include an illustration with your writing.

4th Grade Art: Reimagined Time

Name: _____ Date _____ Homeroom Teacher _____

Day 1

I can create art depicting a current event. (VA.O.4.4.04)

Activity:

The student will look out his or her window and draw a snow scene. _____ Parent/guardian signature

Day 2

I can create artworks using various subject matter or symbols. (VA. O 4.3.03)

Activity:

The student will find something in his or her house with a logo or a symbol such as a NIKE swoosh or AIR JORDAN. Draw something that would not usually have that symbol on it, for example, a washing machine. Then draw the NIKE swoosh on the washing machine. Be creative! _____ Parent/guardian signature

Day 3

I can use a variety of textures in an artwork. (VA.O.4.2.05)

Activity:

The student will investigate and label different textures in his or her home by creating crayon rubbings. _____ Parent/guardian signature

Day 4

I can create art using the concept of sequencing. (VA.O, 4.3.0.4)

Activity:

The student will create and draw a comic strip using sequencing. _____ Parent/guardian signature

Day 5

I can compare and explain how artworks represent feelings. (VA.O.4.5.03)

Activity:

The student will draw a series of pictures. The student will write a paragraph about how each picture make his or her feel. _____ Parent/guardian signature



MUSIC



REIMAGINED TIME - DAY 2

Name _____ Homeroom _____

GRADE 3 - 5

Body Percussion and Composition

CSO MU.O.GM3-5.1.2, MU.O.GM3-5.1.9, MU.O.GM3-5.1.9

I can create music using my body and found sound objects.
I can notate music.

Choose one activity or activities that total for 15 min.. Have a parent or gardian sign and date your completed activity.

- Explore different sounds your body can make, try clapping, snapping, stomping and other sounds. Organize these sounds into rhythm patterns that you can play along with a favorite song on your music player. _____ date _____
parent/guardian signature

- Find interesting sounds around the house. *example:* Boxes, plastic bowls, spoons, pots & pans. Do not choose anything breakable. Organize these sounds into different rhythm patterns. Keep a steady beat and try to play different patterns.

_____ date _____
parent/guardian signature

- Notate your rhythms with notes and rests or graphically as pictures. _____ date _____
parent/guardian signature

Clay County Physical Education Reimagined Time (Snow Packet) For Elementary Students (4th)

Clay County Schools Elementary Physical Education teachers have compiled a list of activities that your child can complete while at home. The list consist of exercises, stretches and cardio activities. It is suggested that children have 60 minutes of physical education a day. However, our goal is for children to get 30 minutes of exercise a day and we want to keep that going during snow days.

I can actively engage in physical activities

I can engage in moderate to multiple activities in a variety of settings.

I can work independently on my fitness level.

Stretches (Pick three) (minimum of 1 minutes per stretch)

Make sure to stretch before getting started so our body is prepared for the activity. (Do 20 of each stretch)

Arm circles Butterflies Toe touches Shoulder stretch Trunk lift Hurdler stretch Calf raises
V stretch

Exercises (Pick two) (minimum of 2 minutes per exercise)

We want to keep our body strength up and these will help us. (Do 20 of exercises)

Push-ups Set-up Windmills Jumping jacks One legged jumps leg raises

Cardio (Pick one) (minimum of 2 minutes per cardio activity)

These will keep us in shape. (Do three one minute periods with breaks in between)

Skipping Galloping Hopping Side to side hops lunges Running in place

Activities (Pick two) (minimum of 10 minutes per activity)

Make and obstacle course and run through it.	Turn on some music and dance.	Make a snowman.
Jump rope.	Use a hula hoop.	Make a snow angel.
Find three object's that can be used for juggling and juggle.	Find a balloon and see how long you can keep it in the air.	Website gonoodle.com
Practicing balancing on one foot then try the other one.	Shovel the drive way.	Cup stacking
Have a snowball distance throw	Go sledding	Other

Signature _____

Date: _____

List Stretches: _____

List exercises: _____

List Activities: _____